




Mayfield specialise in custom made or ready to purchase lighting. Since 1945 we have created quality, customisable lighting in collaboration with designers, makers and buyers. We believe that well designed products should be accessible to everyone, so our products can fit a range of spaces and levels of customisation.

This custom Lamp Shade Guide is designed to help you create the perfect Lamp Shade for your lamp or pendant light. Choose a style, size, colour & edge finish for the perfect Lamp Shade for your interior style.

Our Lamp Shades are made by hand in Melbourne, using carefully selected and locally sourced fabrics and components -just as we have done for 78 years.

LAMP SHADE GUIDE



STYLES

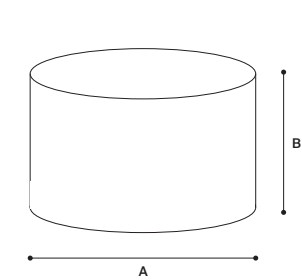
MEASUREMENT
All our Lamp Shades are measured in Centimetres and are listed in the same format To measure your existing shade or to specify a new one simply follow the this format.

For a round shade:
Top Diameter x Bottom Diameter x Height cm

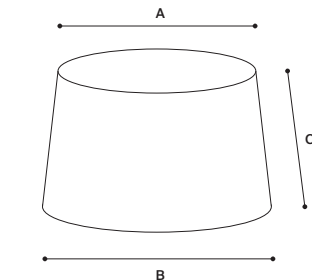
For an Oval, Rectangle or Square shade:
Length x Width x Height cm

For a tapered oval, tapered rectangle or tapered square shade, we will need both the top and bottom length and width measurements:

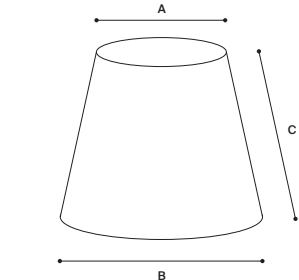
[Top Length x Width] x [Bottom Length x Width] x Height cm



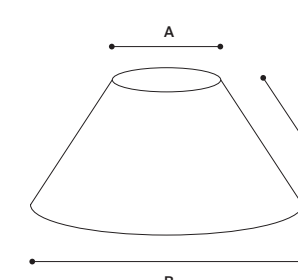
CYLINDER



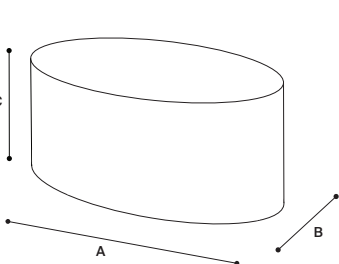
BASIC TAPERED



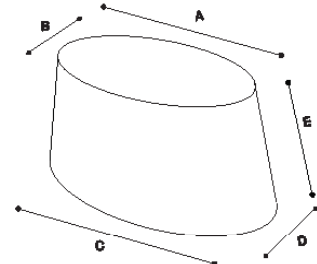
A-LINE TAPERED



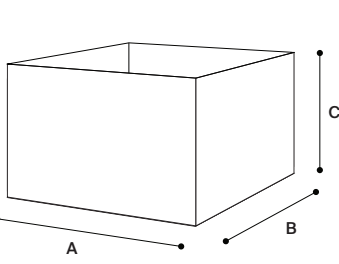
EMPIRE



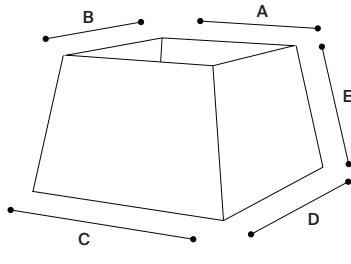
OVAL



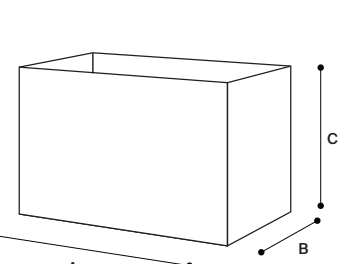
TAPERED OVAL



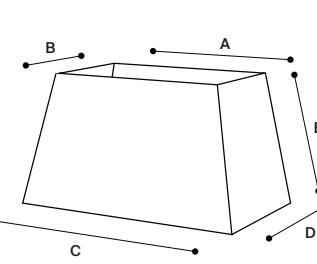
SQUARE



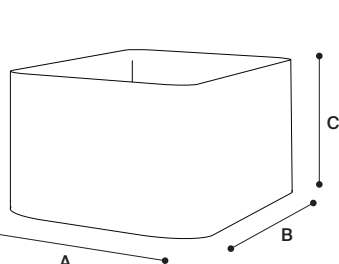
TAPERED SQUARE



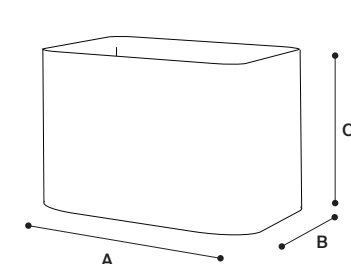
RECTANGLE



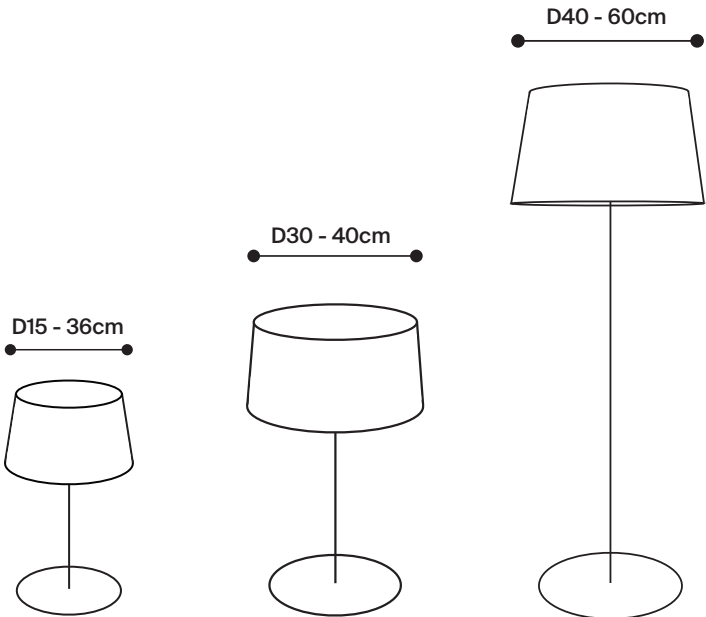
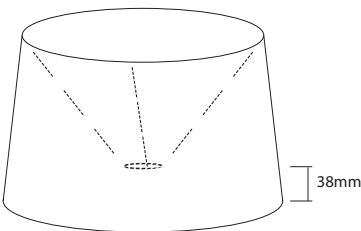
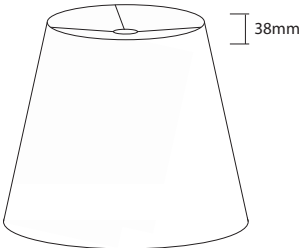
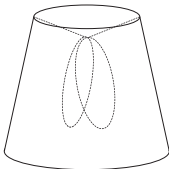




TAPERED RECTANGLE



ROUND CORNERED SQUARE



ROUND CORNERED RECT.

LAMP SHADE GUIDE		SPECIFICATION	
<p>LEADTIMES</p> <p>Our extensive list of standard Lamp Shade sizes are made to order within 1 to 2 weeks, while custom sizes and fittings can be produced in 4-5 weeks.</p>			
<p>SIZING</p> <p>Our Lamp Shades are made to order in a wide range of shapes and sizes. To specify the right size shade for your lamp we need to consider the diameter and the height of the shade in proportion to the lamp base.</p> <p>The diameter of the lamp shade is the key dimension in choosing your ideal size. The shade diameter for most bedside lamps should be 15 to 36cm. For a table lamp, the shade diameter should be 30 to 40cm and for a floor lamp, the shade diameter should be 40 to 60cm.</p> <p>The height of the lamp shade should be 50 to 80% of the shade diameter, and in proportion to the height of the lamp base.</p>			
<p>FITTING TYPES</p> <p>Our Lamp Shades can be made to order with a range of different fitting types to suit your lamp base. As standard, our Lamp Shades are made with a Ø40mm fitting, raised 38mm up from the bottom of the shade to suit the Australian standard E27 lamp holder, and are supplied with an adapter ring to fit a B22 (bayonet) lamp holder. Finial fittings and clip on style fittings can also be specified, and the raise measurement can be customised at the time of order.</p>			
<p>BASE FIT Ø40mm to suit E27 lamp holder with B22 adapter ring. 38mm Raise. Suits Cylinder, Square & Rectangle Lamp Shades.</p> 		<p>DROP FIT Ø40mm to suit E27 lamp holder with B22 adapter ring. 38mm Raise. Suits Tapered and Empire Lamp Shades.</p> 	
<p>TOP FIT / FINIAL FIT Ø40mm to suit E27 lamp holder with B22 adapter ring, set 38mm down or Ø10mm to suit a harp or suspension kit, set 25mm down.</p> 		<p>Clip On Wire fitting to fit over small candle shaped light bulb or fancy round light bulb. Suits small Lamp Shades up to D15cm.</p> 	
 <p>ADAPTER RING</p>		 <p>E27 LAMP HOLDER</p>	
		 <p>B22 LAMP HOLDER</p>	
		 <p>LAMP SHADE FINIAL</p>	
MAYFIELD LIGHTING ©		LOCATE 22 Viewtech PL, Rowville Victoria, AUS 3178	
		CONNECT +61 (3) 9755 7244 mayfieldlighting.com.au	
		ENQUIRE sales@mayfieldlighting.com.au	

LAMP SHADE GUIDE



ROLLED EDGE FINISH



FABRIC TRIM FINISH



LAMP SHADE MAKING

FABRICS

SUPPLIED FABRIC

Lamp Shades can be made to order in fabrics from our range or in your own supplied fabrics and wallpapers. Fabrics can be specified for the shade lining too.

When supplying your own fabric, most apparel and furnishing fabrics are suitable for making Lamp Shades. Your fabric will be carefully prepared and bonded onto our Lamp Shade backing material, providing the structure for the shade.

Where possible, it's useful to send a sample to us and we can advise on suitability, though we cannot guarantee it.

Fabrics should be supplied on a roll to prevent permanent creasing, and any excess fabric will be returned along with the finished Lamp Shades.

EDGE FINISH

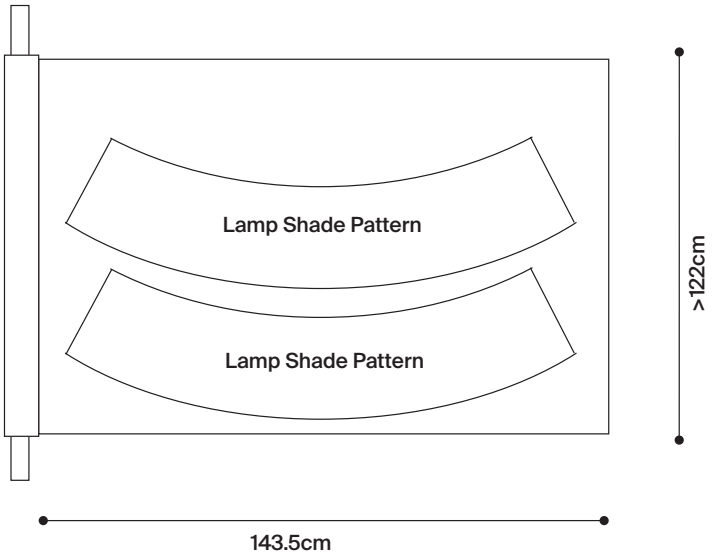
Lamp Shades in our C1 & C2 fabrics are finished with a colour matched fabric trim or can be optioned with a rolled edge finish.

Shades in our C3 fabric range or your own supplied fabric will be made with a rolled edge finish.

METREAGE

When supplying your own fabric, metreage requirements can be calculated as 3.5 times the diameter of the shade. Assuming a fabric width of more than 122cm, this will be enough to make 1 to 2 Lamp Shades.

For a TD36 x BD41 x H30cm Basic Tapered Shade, the calculation would be as follows: 41cm x 3.5 = 143.5cm



Mayfield

LAMP SHADE GUIDE

FABRIC RANGE

MAY 2023




C3 SILVER



C3 OATMEAL




C3 LINSEED



C3 FALLOW



C3 DUCK EGG



C3 VINTAGE ROSE




C3 PERSIAN



C3 OCHRE



C3 PAPRIKA



C3 JADE



C3 SLATE




C2 WATERPROOF
WHITE



C2 GATOR



C2 SPARKLE



C2 OFF WHITE




C2 WATERPROOF
NATURAL



C2 CREAM




C2 RED BRICK



C2 NAVY



C2 FLORAL



C2 BLACK



C1 WHITE



C1 NATURAL



C1 BUTTERCUP



C1 CORAL




C1 RED




C1 POMEGRANATE



C1 EGGPLANT



C1 OCEAN



C1 SKY



C1 JUNGLE



C1 BOWLING GREEN



C1 BLACK

MAYFIELD LIGHTING ©

LOCATE
22 Viewtech PL, Rowville
Victoria, AUS 3178

CONNECT
+61 (3) 9755 7244
mayfieldlighting.com.au

ENQUIRE
sales@mayfieldlighting.com.au